

Nordic CCM Market Report: 2023 Week 14

General Remark

This week sees an overall positive change for the Nordic CCR of 8.73 M€, a change of -2.18 M€ on the Hansa/Baltic border and a change for the total SDAC area of 4.35 M€.

From Thursday 6th of April, there was Easter holiday in several of the Nordic countries, and all countries had a public holiday from Friday 7th of April and throughout the week. Thus, there was a lower consumption, resulting in generally lower prices.

For the first part of the week, the series capacitors on SE2-SE3 had a different setting in FB compared to NTC, which limited the production in SE2. This was changed in the middle of the week. Thus, the prices in SE2 should have been higher for the first part of the week.

Nordic CCR Socio-economic Welfare Result (M€)

	DK	NO	SE	FI	Sum
Congestion Income	-3.09	5.13	12.16	1.60	15.80
Consumer Surplus	-0.32	-4.52	-39.00	-11.74	-55.59
Producer Surplus	0.02	1.46	34.91	12.13	48.52
Sum	-3.40	2.07	8.06	1.99	8.73

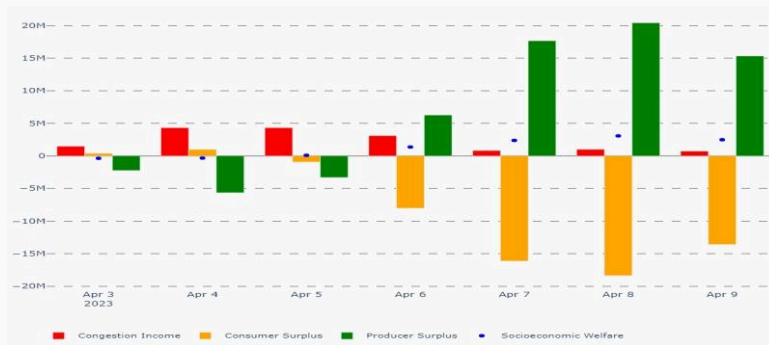
Data Quality

	03/04 Mon	04/04 Tue	05/04 Wed	06/04 Thu	07/04 Fri	08/04 Sat	09/04 Sun
Substituted IGMs	0	0	0	0	0	0	0
IVA Provision	0	0	0	0	0	0	0
Accepted Domain	100%	100%	100%	100%	100%	100%	100%

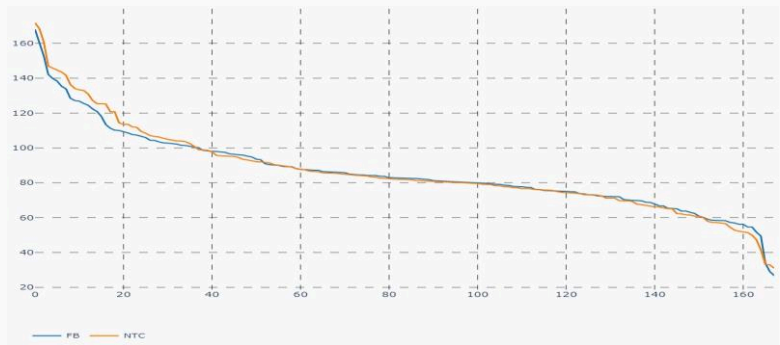
Nordic Prices – Weekly Average

	FB Price (€/MWh)	NTC Price (€/MWh)	FB-NTC Price (€/MWh)	FB-NTC Price (%)
DK1	118.67	119.29	-0.63	-0.53
DK2	117.36	115.50	1.86	1.61
FI	94.82	82.83	11.99	14.48
NO1	104.22	108.92	-4.70	-4.31
NO2	103.87	108.92	-5.05	-4.64
NO3	102.68	74.46	28.22	37.90
NO4	36.43	33.39	3.04	9.10
NO5	104.70	109.07	-4.37	-4.01
SE1	78.05	78.53	-0.48	-0.61
SE2	85.41	78.53	6.89	8.77
SE3	103.81	82.83	20.98	25.33
SE4	108.72	87.01	21.71	24.95

Daily Nordic Socio-economic Welfare (M€)



Nordic Prices – Duration Curve (€/MWh)



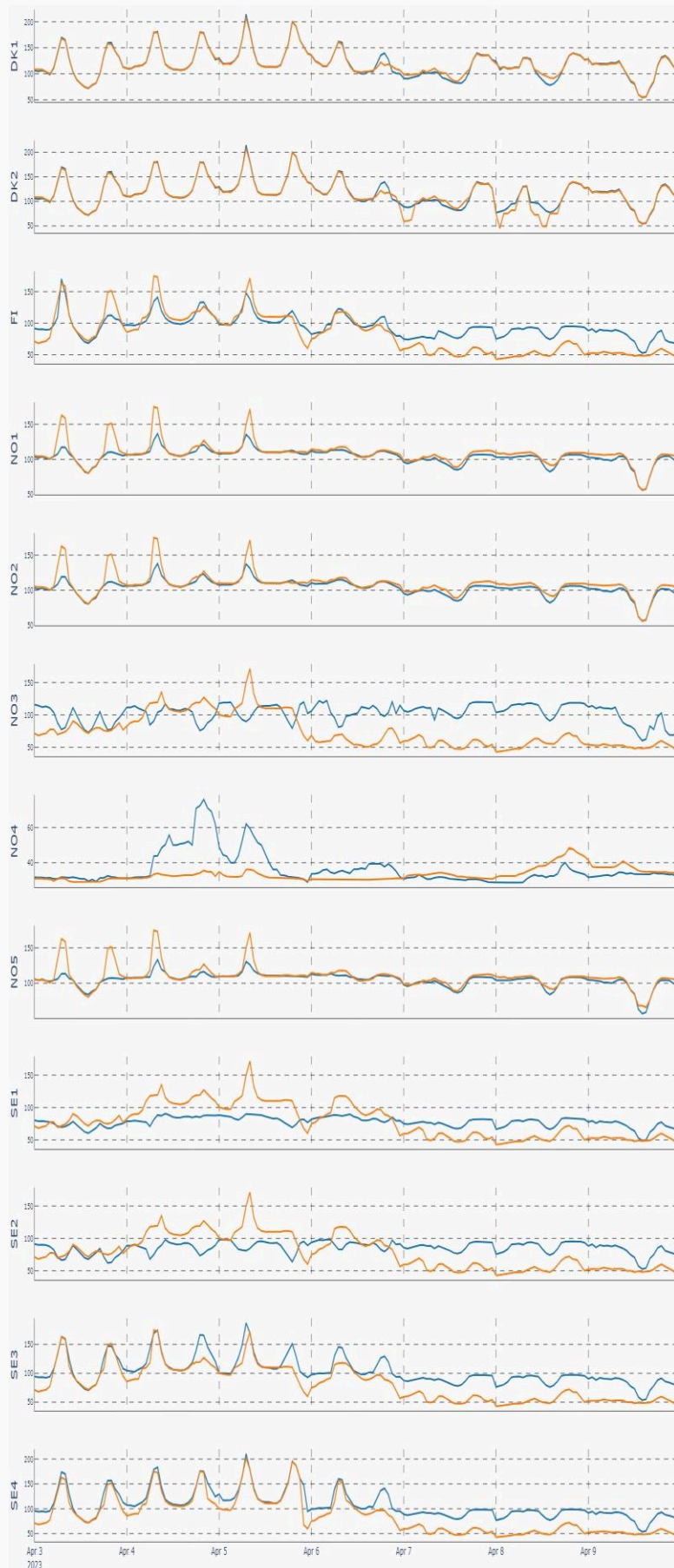
Socio-economic Welfare change per Nordic BZ (M€)



Nordic Net Position



Nordic Price per Bidding Zone (€/MWh)



Nordic Net Position per Bidding Zone

