

Nordic CCM Market Report: 2023 Week 34

*For more information on the EPR and other published data, please consult the EPR Handbook

General Remark

This week sees an overall change for the Nordic CCR of 11.42 M€, a change of -0.69 M€ on the Hansa/Baltic border, and a change of 1.17 M€ for the external areas, resulting in a change of 11.90 M€ for the entire SDAC area.

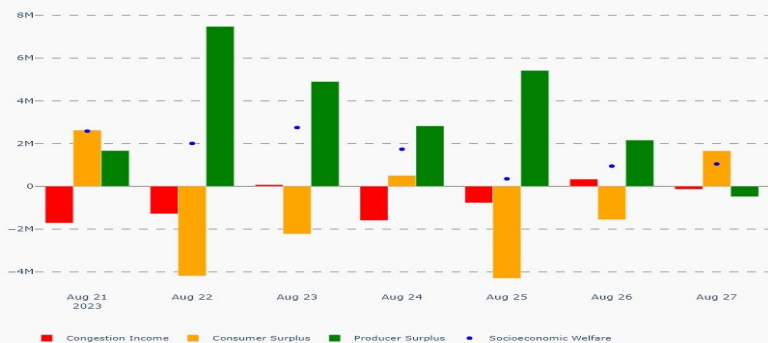
In the beginning of this week, Finland saw very high prices compared to the rest of the Nordic bidding zones, both in FB and NTC. Finland has been a low price zone recently, but is a high price zone for most of this week. This was due to several nuclear power plants being out and low wind production, in addition to large limitations in cross-border capacity in/out of Finland.

IVAs were provided on DK1-NL and Fennoskan on Monday, and on DK1_DK_IMP/EXP, Fennoskan, Kontiskan, SE2-NO3, NO5-NO1 and NO5-NO3.

Nordic CCR Socio-economic Welfare Result (M€)

	DK	NO	SE	FI	Sum
Congestion Income	-0.70	9.54	-12.71	-1.20	-5.08
Consumer Surplus	0.61	-9.53	-21.09	22.54	-7.47
Producer Surplus	-0.38	9.13	33.81	-18.59	23.97
Sum	-0.47	9.13	0.01	2.75	11.42

Daily Nordic Socio-economic Welfare (M€)



Socio-economic Welfare change per Nordic BZ (M€)



Data Quality

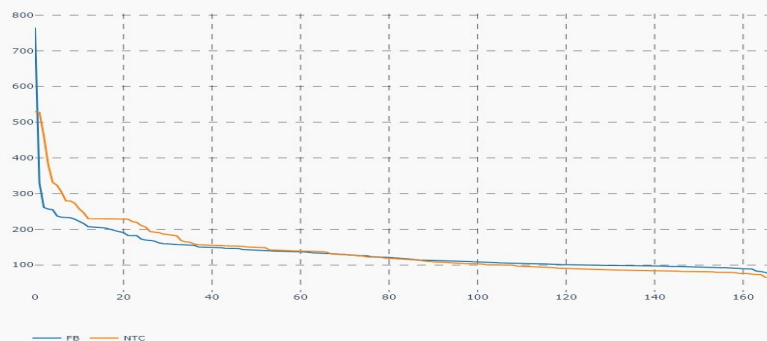
	21/08 Mon	22/08 Tue	23/08 Wed	24/08 Thu	25/08 Fri	26/08 Sat	27/08 Sun
Substituted IGMs	17	47	0	0	0	0	1
IVA Provision	2	4	0	0	0	0	0
Accepted Domain	100 %	100 %	100 %	100 %	100 %	100 %	100 %

*IVAs can be viewed be viewed on JAO under validation reductions

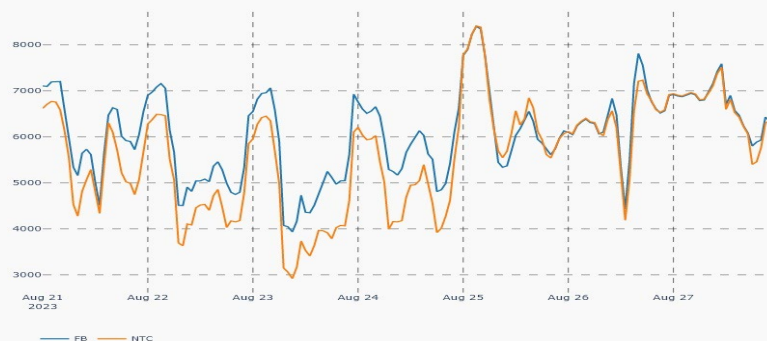
Nordic Prices – Weekly Average

	FB Price (€/MWh)	NTC Price (€/MWh)	FB-NTC Price (€/MWh)	FB-NTC Price (%)
DK1	119.86	121.05	-1.20	-0.99
DK2	119.87	121.09	-1.21	-1.00
FI	122.67	145.61	-22.94	-15.76
NO1	43.09	17.67	25.42	143.83
NO2	76.49	80.33	-3.84	-4.78
NO3	23.08	19.47	3.62	18.58
NO4	27.89	19.46	8.42	43.27
NO5	8.06	17.67	-9.61	-54.40
SE1	32.59	23.30	9.29	39.85
SE2	39.35	23.30	16.05	68.87
SE3	53.96	40.28	13.67	33.95
SE4	56.62	54.10	2.52	4.66

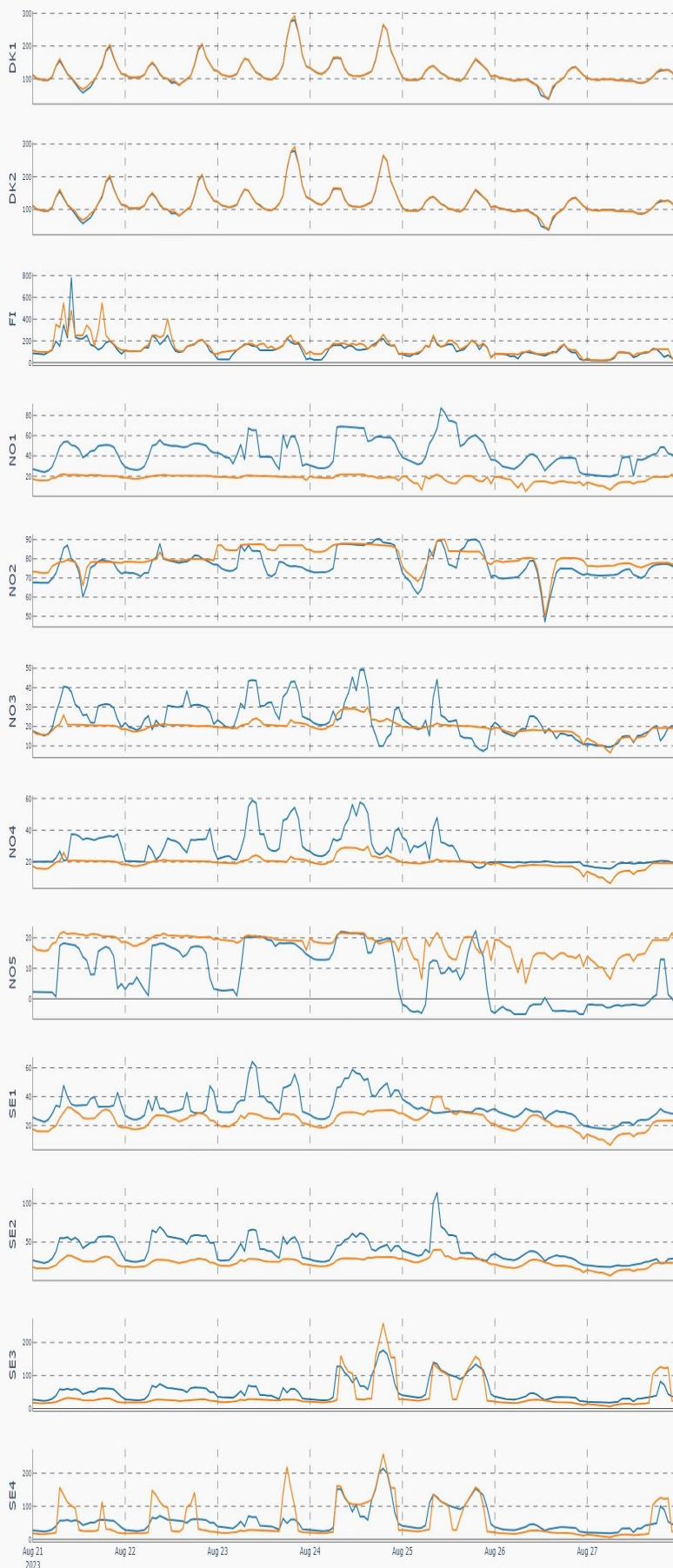
Nordic Prices – Duration Curve (€/MWh)



Nordic Net Position



Nordic Price per Bidding Zone (€/MWh)



Nordic Net Position per Bidding Zone

