

Nordic CCM Market Report: 2024 Week 7

*For more information on the EPR and other published data consult the EPR Handbook

General Remark

This week sees an overall change for the Nordic CCR of 4.04 M€, a change of -0.44 M€ on the Hansa/Baltic border, and a change of -0.52 M€ for the external areas, resulting in a change of 3.08 M€ for the entire SDAC area.

This week showed a positive socio-economic welfare overall in the Nordic region and SDAC area. Socio-economic welfare in the Nordics mostly consist of producer surplus. FB solution has increased the east-west flow, primarily in the SE3 area, compared to NTC. Specifically, in SE3 area, there is increased flow from Fennoskan on FI-SE3 border which conversely reduce the flow on SE1-FI border on some MTUs.

On 16.2. IVA was provided by Fingrid to a PTC in Finland due to exceptional contingency or forced outage.

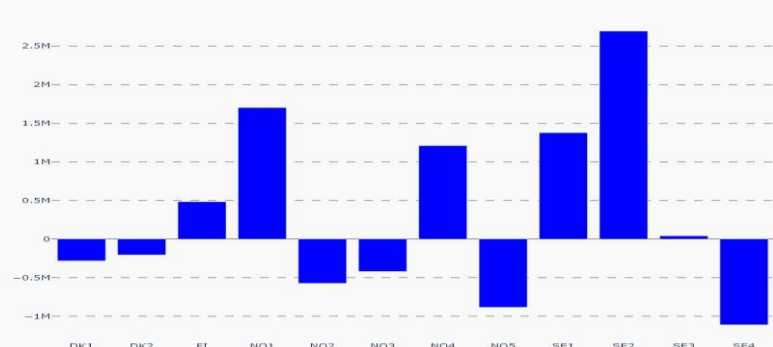
Nordic CCR Socio-economic Welfare Result (M€)

	DK	NO	SE	FI	Sum
Congestion Income	-0.32	0.86	-0.74	0.25	0.06
Consumer Surplus	-0.20	-1.00	-9.79	-6.46	-17.45
Producer Surplus	0.03	1.17	13.53	6.70	21.43
Sum	-0.49	1.04	3.00	0.48	4.04

Daily Nordic Socio-economic Welfare (M€)



Socio-economic Welfare change per Nordic BZ (M€)



Data Quality

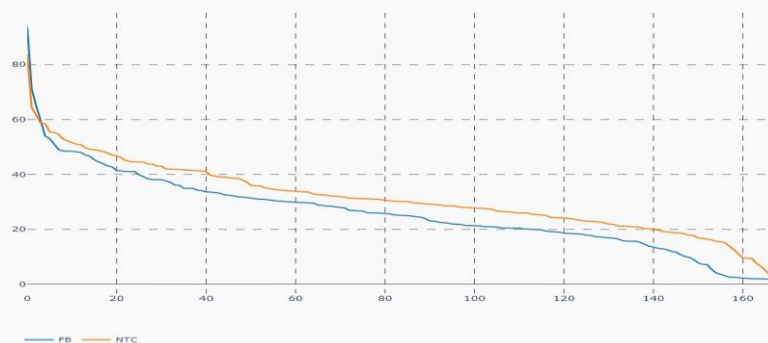
	12/02 Mon	13/02 Tue	14/02 Wed	15/02 Thu	16/02 Fri	17/02 Sat	18/02 Sun
Substituted IGMs	0	0	0	0	0	0	0
IVA Provision	0	0	0	0	1	0	0
Accepted Domain	100 %	100 %	100 %	100 %	100 %	100 %	100 %

*IVAs can be viewed be viewed on JAO under validation reductions

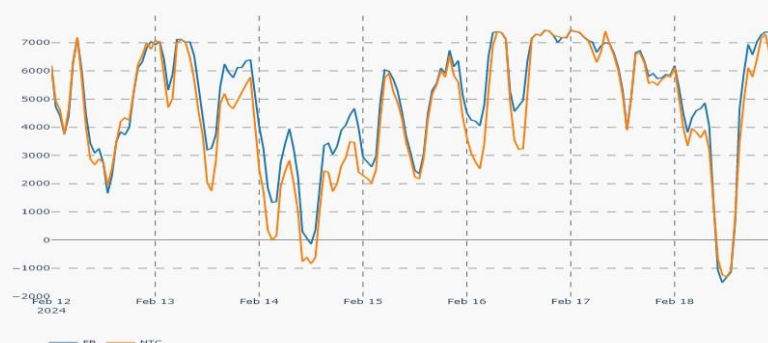
Nordic Prices – Weekly Average

	FB Price (€/MWh)	NTC Price (€/MWh)	FB-NTC Price (€/MWh)	FB-NTC Price (%)
DK1	64.28	65.47	-1.19	-1.82
DK2	62.22	59.60	2.61	4.38
FI	50.47	45.38	5.09	11.22
NO1	61.94	63.72	-1.77	-2.78
NO2	61.88	63.70	-1.82	-2.86
NO3	53.86	48.91	4.95	10.12
NO4	40.88	35.18	5.70	16.19
NO5	61.35	63.52	-2.17	-3.42
SE1	47.48	43.66	3.82	8.75
SE2	48.09	44.22	3.87	8.75
SE3	55.15	51.27	3.88	7.57
SE4	61.31	57.56	3.75	6.52

Nordic Prices – Duration Curve (€/MWh)



Nordic Net Position



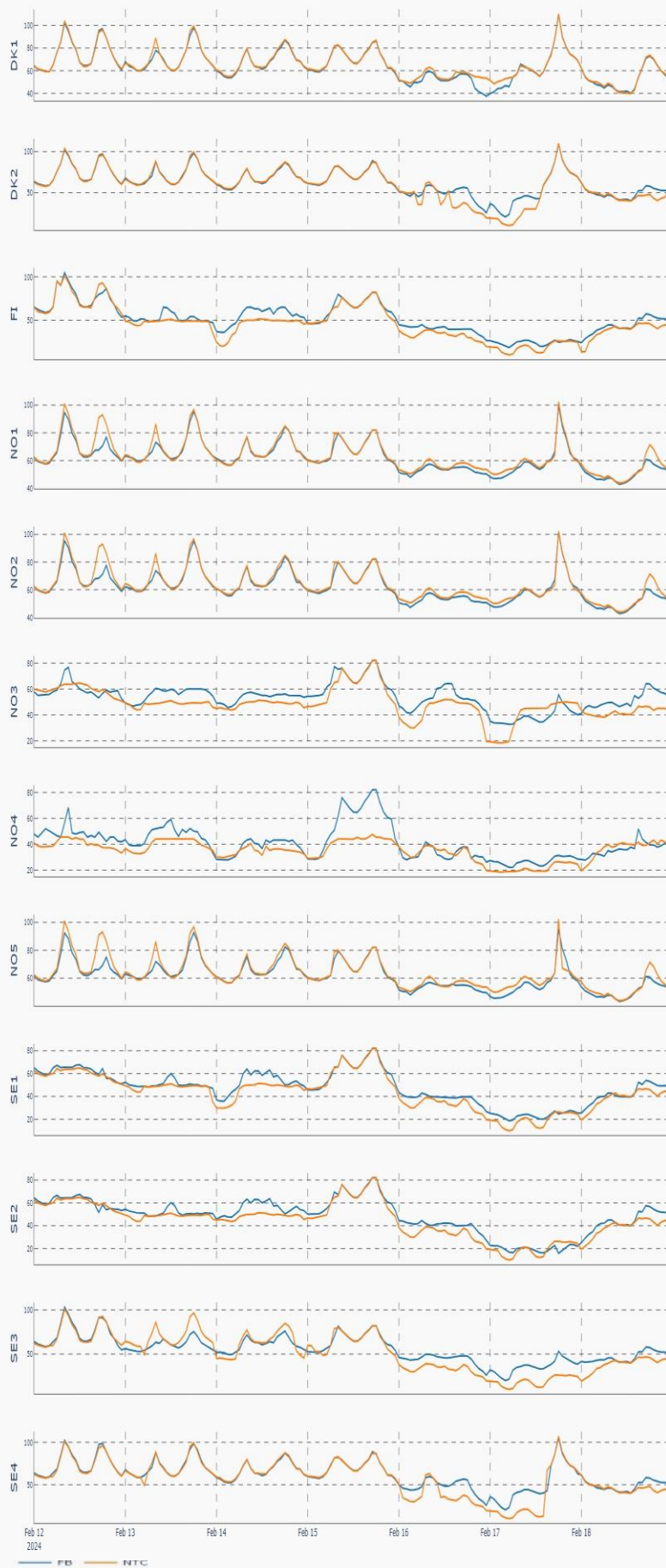
ENERGINET

SVENSKA
KRAFTNÄT

FINGRID

Statnett

Nordic Price per Bidding Zone (€/MWh)



Nordic Net Position per Bidding Zone

