

Nordic CCM Market Report: 2024 Week 21

*For more information on the EPR and other published data consult the EPR Handbook

General Remark

This week sees an overall change for the Nordic CCR of -3.78 M€, a change of 6.63 M€ on the Hansa/Baltic border, and a change of 0.34 M€ for the external areas, resulting in a change of 3.18 M€ for the entire SDAC area.

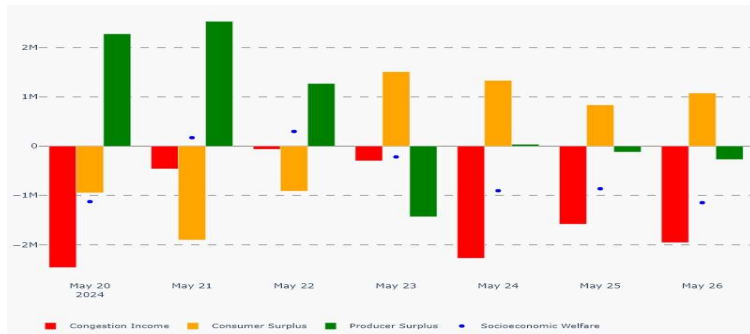
The negative SEW change for the Nordic CCR is due to the congestion income moving from within the Nordic CCR to the Hansa borders. This shift is most notably due to the increased flow between SE3 and SE4 during hours with large price differences, which decreases prices in SE4 and moves the congestion income to the Hansa borders instead remaining within Sweden.

For EDD 23rd of May, the IGM files generated by Fingrid were for the wrong EDD and could not be used. This issue was not fixed in time, which led to 24 backup domains being used.

Nordic CCR Socio-economic Welfare Result (M€)

	DK	NO	SE	FI	Sum
Congestion Income	1.04	2.64	-12.80	0.03	-9.08
Consumer Surplus	0.44	2.63	0.15	-2.22	1.00
Producer Surplus	-0.65	-4.08	7.26	1.77	4.30
Sum	0.83	1.19	-5.38	-0.42	-3.78

Daily Nordic Socio-economic Welfare (M€)



Socio-economic Welfare change per Nordic BZ (M€)



Data Quality

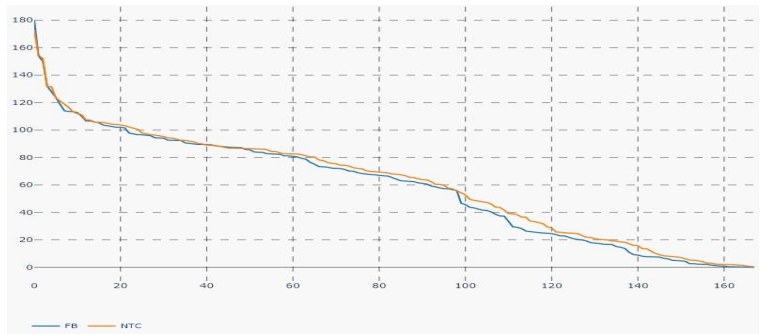
	20/05	21/05	22/05	23/05	24/05	25/05	26/05
	Mon	Tue	Wed	Thu	Fri	Sat	Sun
Substituted IGMs	0	0	1	24	0	0	0
IVA Provision	0	0	0	3	1	0	0
Accepted Domain	100%	100%	100%	100%	100%	100%	100%

*IVAs can be viewed be viewed on JAO under validation reductions

Nordic Prices – Weekly Average

	FB Price (€/MWh)	NTC Price (€/MWh)	FB-NTC Price (€/MWh)	FB-NTC Price (%)
DK1	67.62	69.54	-1.92	-2.76
DK2	65.43	64.50	0.93	1.44
FI	13.79	11.49	2.30	20.03
NO1	19.73	27.80	-8.07	-29.03
NO2	40.97	44.14	-3.17	-7.18
NO3	20.67	15.67	5.01	31.95
NO4	18.91	15.67	3.25	20.72
NO5	23.94	27.81	-3.88	-13.94
SE1	13.37	10.83	2.54	23.49
SE2	13.76	10.83	2.94	27.13
SE3	15.35	11.84	3.50	29.58
SE4	30.17	49.44	-19.27	-38.97

Nordic Prices – Duration Curve (€/MWh)



Nordic Net Position



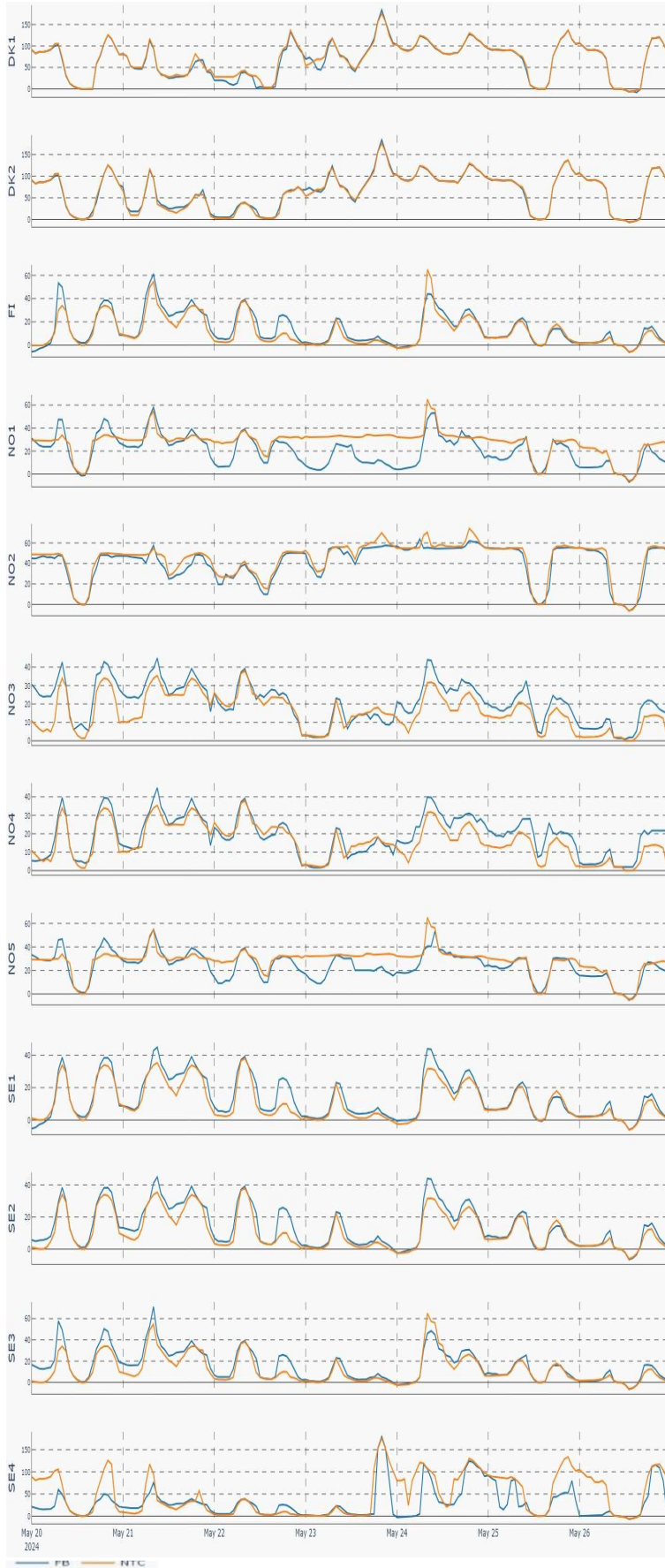
ENERGINET

SVENSKA KRAFTNÄT

FINGRID

Statnett

Nordic Price per Bidding Zone (€/MWh)



Nordic Net Position per Bidding Zone

