

Nordic CCM Market Report: 2024 Week 27

*For more information on the EPR and other published data consult the EPR Handbook

General Remark

This week sees an overall change for the Nordic CCR of -5.80 M€, a change of 6.43 M€ on the Hansa/Baltic border, and a change of 0.83 M€ for the external areas, resulting in a change of 1.45 M€ for the entire SDAC area.

The significant negative SEW for the Nordic CCR, is mainly due to the decrease in price in SE4 resulting in the congestion income moving from internal congestion income in the Nordics to the congestion income at the Hansa borders.

Data Quality

	01/07 Mon	02/07 Tue	03/07 Wed	04/07 Thu	05/07 Fri	06/07 Sat	07/07 Sun
Substituted IGMs	0	0	0	0	0	1	0
IVA Provision	0	0	1	1	1	0	0
Accepted Domain	100%	100%	100%	100%	100%	100%	100%

*IVAs can be viewed by viewed on JAO under validation reductions

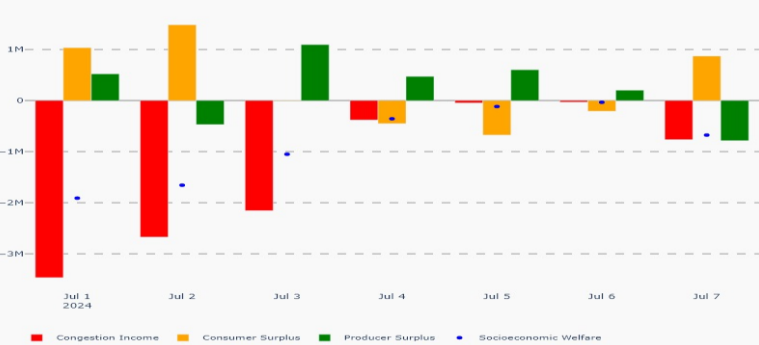
Nordic Prices – Weekly Average

	FB Price (€/MWh)	NTC Price (€/MWh)	FB-NTC Price (€/MWh)	FB-NTC Price (%)
DK1	34.66	39.06	-4.40	-11.26
DK2	39.44	43.52	-4.09	-9.39
FI	18.34	16.50	1.84	11.12
NO1	23.82	23.27	0.55	2.37
NO2	27.30	26.28	1.02	3.87
NO3	25.62	24.97	0.65	2.59
NO4	29.08	24.97	4.11	16.45
NO5	23.55	29.94	-6.39	-21.35
SE1	18.59	17.49	1.10	6.29
SE2	18.37	17.26	1.11	6.43
SE3	20.25	18.11	2.15	11.85
SE4	23.91	39.75	-15.84	-39.86

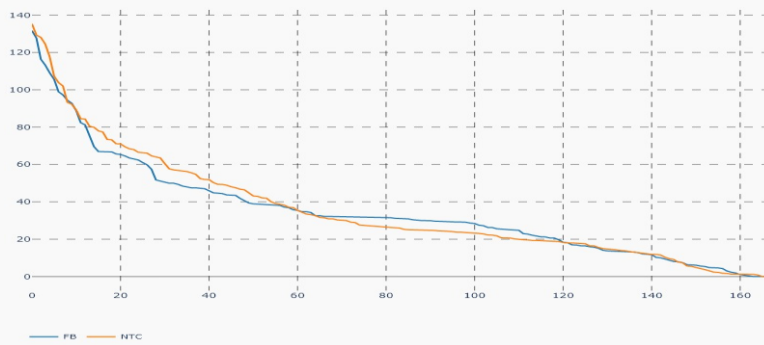
Nordic CCR Socio-economic Welfare Result (M€)

	DK	NO	SE	FI	Sum
Congestion Income	0.34	0.27	-10.12	-0.00	-9.51
Consumer Surplus	2.40	-0.55	1.67	-1.45	2.06
Producer Surplus	-2.83	-0.02	2.62	1.86	1.64
Sum	-0.09	-0.30	-5.83	0.42	-5.80

Daily Nordic Socio-economic Welfare (M€)



Nordic Prices – Duration Curve (€/MWh)



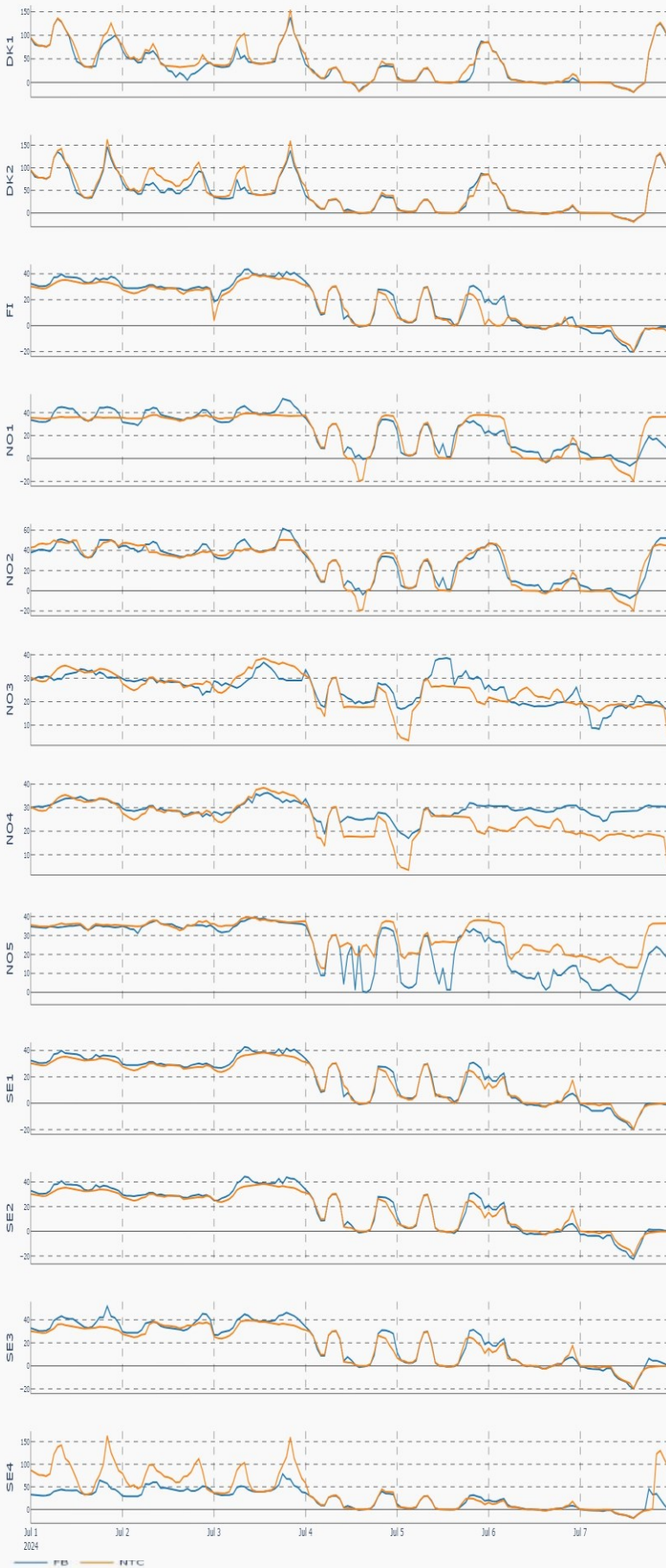
Socio-economic Welfare change per Nordic BZ (M€)



Nordic Net Position



Nordic Price per Bidding Zone (€/MWh)



Nordic Net Position per Bidding Zone

